

# Learning Light Field Angular Super-Resolution via a Geometry-Aware Network

Jing Jin,<sup>1\*</sup> Junhui Hou,<sup>1</sup> Hui Yuan,<sup>2</sup> Sam Kwong<sup>1</sup>

<sup>1</sup>City University of Hong Kong, <sup>2</sup>Shandong University

## Abstract

The acquisition of light field images with high angular resolution is costly. Although many methods have been proposed to improve the angular resolution of a sparsely-sampled light field, they always focus on the light field with a small baseline, which is captured by a consumer light field camera. By making full use of the intrinsic *geometry* information of light fields, in this paper we propose an end-to-end learning-based approach aiming at angularly super-resolving a sparsely-sampled light field with a large baseline. Our model consists of two learnable modules and a physically-based module. Specifically, it includes a depth estimation module for explicitly modeling the scene geometry, a physically-based warping for novel views synthesis, and a light field blending module specifically designed for light field reconstruction. Moreover, we introduce a novel loss function to promote the preservation of the light field parallax structure. Experimental results over various light field datasets including large baseline light field images demonstrate the significant superiority of our method when compared with state-of-the-art ones, i.e., our method improves the PSNR of the second best method up to 2 dB in average, while saves the execution time  $48\times$ . In addition, our method preserves the light field parallax structure better.

## Introduction

Light field images provide rich information of 3D scenes by recording not only the intensity but also the direction of light rays. Conventional light field acquisition methods include camera array (Wilburn et al. 2005) and computer-controlled gantry (Vaish and Adams 2008), which sample the light field at different viewpoints through single or multiple exposures. Due to the increase of hardware complexity, it is very costly to obtain high angular resolution using these systems. Recently, commercial light field cameras (Lytro 2016; Raytrix 2016) attract a lot of attention because of their portability. However, the limitation of sensor resolution leads to

\*This work was supported in part by the Hong Kong RGC Early Career Scheme under Grant 9048123 (CityU 21211518), and in part by the Huawei Innovative Research Program under Grant 9231332. Corresponding author: Junhui Hou (jh.hou@cityu.edu.hk)  
Copyright © 2020, Association for the Advancement of Artificial Intelligence (www.aaai.org). All rights reserved.

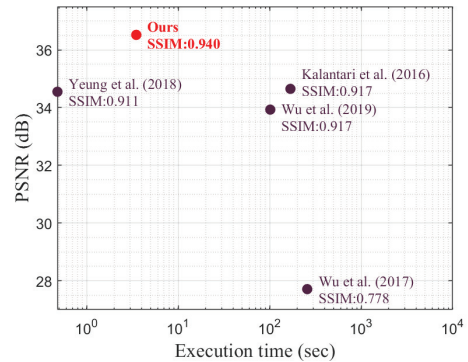


Figure 1: Comparisons of the execution time (in second) and reconstruction quality (PSNR/SSIM) of different methods. Here, a sparse light field containing  $2 \times 2$  views of spatial resolution  $512 \times 512$  is super-resolved to a high angular resolution light field containing  $7 \times 7$  views. The PSNR/SSIM value refers to the average over 48 light fields with a disparity range of  $[-4, 4]$ . Our method produces the highest reconstruction quality while takes less time than all other methods except one.

an inevitable trade-off between the spatial and angular resolution of the captured light field images.

To mitigate this problem, many studies have been devoted to the light field angular super-resolution. Particularly, inspired by the great success of convolutional neural networks (CNNs) (Krizhevsky, Sutskever, and Hinton 2012; Dong et al. 2014), many learning-based methods have been proposed to enable light field angular super-resolution from an extremely small set of views (Kalantari, Wang, and Ramamoorthi 2016; Yeung et al. 2018; Wang et al. 2018b; Wu et al. 2017; 2019). They always focus on the reconstruction of light fields captured by commercial light field cameras, where the baseline of the input views is very small. These methods can be roughly classified into two categories: non-depth based and depth based. When the baseline of the input views increases, methods without modeling the scene depth (Yeung et al. 2018; Wang et al. 2018b;

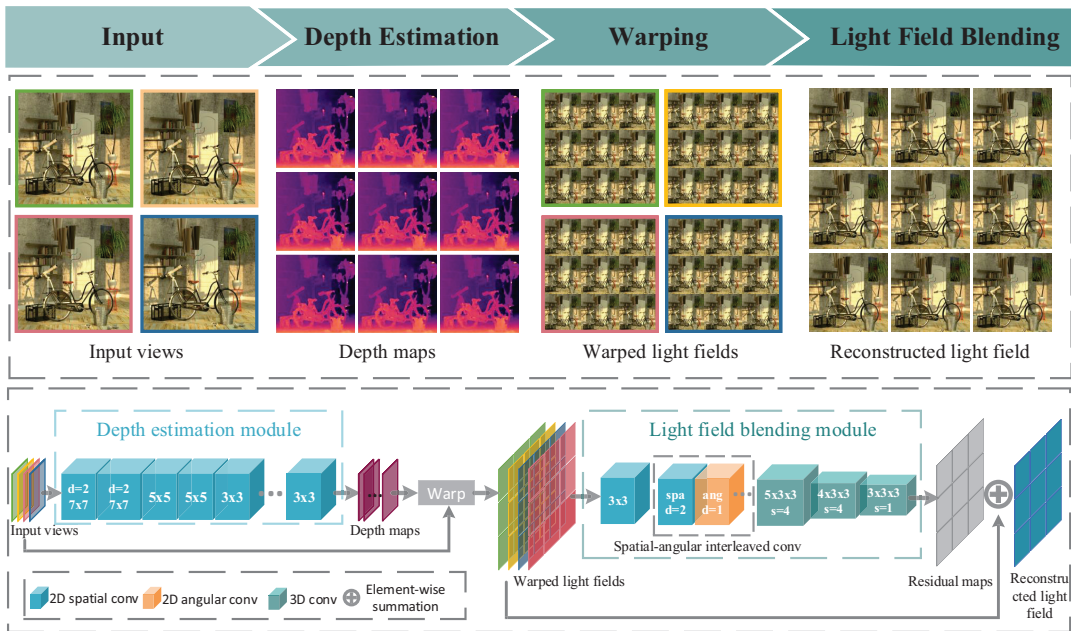


Figure 2: The flowchart of the proposed method for light field angular super-resolution. The reconstruction of a  $3 \times 3$  light field from a  $2 \times 2$  sparse one is depicted for demonstration. An output with higher angular resolution can be easily realised using a similar architecture. Three modules are involved in our method. The depth estimation module predicts a depth map for each view of the high angular resolution light field, the warping module initially generates the novel views by physically warping the input views based on the estimated depth maps, and the light field blending module explores the spatial-angular relations among the warped light fields (i.e., the light field parallax geometry) to reconstruct a high angular resolution light field.

Wu et al. 2017) always produce obvious artifacts in the synthesized novel views. Although utilizing depth information makes it easier to handle inputs with large disparities, existing depth-based methods cannot achieve acceptable performance for large-baseline sampling yet, because they either neglect the angular relations between the reconstructed views (Kalantari, Wang, and Ramamoorthi 2016) or under-use the spatial information of the input views (Wu et al. 2019).

In view of these issues, in this paper we focus on the angular super-resolution of light field images with a large baseline, and propose an end-to-end trainable method, by making full use of the intrinsic geometry information of light fields. As illustrated in Fig. 2, our method consists of three modules. Specifically, we first estimate a 4D depth map for the high angular resolution light field, which provides a depth for each light ray in the 4D light field. Compared with the direct prediction of the intensity of each light ray, the estimation of depth maps could be much more accurate. The resulting 4D depth is then utilized to synthesize all novel views by backward warping. For the blending module which attempts to fuse the warped images, different from existing methods which perform the fusion of the warped images for each view independently via multiple 2D convolutional layers (Kalantari, Wang, and Ramamoorthi 2016), we adopt a light field blending instead. That is, the blending considers not only the complementarity between images warped from different input views, but also the angular correlations be-

tween warped images at different novel views, as shown in Fig. 3. Furthermore, to improve the ability of preserving the light field parallax structure, we introduce a novel loss based on the gradient of epipolar-plane images (EPIs). This loss can be potentially used in other light field related tasks.

We demonstrate the advantage of our method on the angular super-resolution of a  $2 \times 2$  light field to a  $7 \times 7$  one by using various datasets containing light fields with relatively large disparities. That is, as shown in Fig. 1, our method is able to reconstruct a high angular resolution light field with higher quality both qualitatively and quantitatively. Moreover, our method is very efficient compared with the state-of-the-art ones.

## Related Work

The problem of light field angular super-resolution has been studied for decades. Existing methods can be roughly classified into two categories: non-depth based methods and depth-based methods.

For non-depth based methods, various priors for light field images were used to solve the inverse problem of super-resolution, such as a mixture of Gaussians, sparsity and low-rank (Levin, Freeman, and Durand 2008; Shi et al. 2014; Kamal et al. 2016; Mitra and Veeraraghavan 2012; Vaghshakyan, Bregovic, and Gotchev 2018). These methods always require large number of input views. Based on compressive sensing principles, light field images with a large amount of data can be recovered from fewer acquisitions

(Babacan et al. 2012; Marwah et al. 2013; Gupta et al. 2017). However, the input views need to be sampled in specific patterns, which increases the difficulty of acquisition.

Recently, some methods using CNNs have been proposed. Yoon et al. (2015) proposed an end-to-end network to first improve the spatial resolution of each view individually, then generate novel views one by one based on neighboring input views. The performance of this method is very limited, as the relations between input views are not explored. More recently, different methods have been proposed to explore the regular structure of the light field. Wu et al. (2017) applied CNNs to reconstruct 2D EPIs. Similarly, Wang et al. (2018b) proposed to process 3D volumes of the stacked EPIs. These methods are not able to fully exploit the 4D information of the light field yet. Yeung et al. (2018) proposed to process the 4D data using pseudo 4D filters, i.e. spatial-angular separable filters, which produces good results on real-world images captured by light field cameras.

Depth-based methods for light field angular super-resolution typically first estimate depth map at the novel view or the input view, and then use it to synthesize the novel view by backward- or forward-warping (Wanner and Goldluecke 2014; Jeon et al. 2015). The performance of these methods is heavily relied on the accuracy of estimated depth maps. Recently, this pipeline was modeled using CNNs (Kalantari, Wang, and Ramamoorthi 2016), which consists of depth and color estimation components. This method struggles against inputs with large baseline as the depth estimation component fails to capture the long-distance correspondences. Moreover, this method independently synthesizes novel views while neglects their inter-view correlations. Wu et al. (2019) also proposed a learning-based method leveraging the depth information. They computed the depth value based on the structure of sheared EPIs, and upsampled the EPIs for light field angular super-resolution. As an EPI is a 2D slice of a 4D light field, the EPI-based method cannot utilize the information of spatial context, making it difficult to handle complicated scenes. Layered representations are also modeled using CNNs for novel view synthesis (Zhou et al. 2018; Mildenhall et al. 2019), which is able to generate novel views at different positions using single representation.

## The Proposed Method

Let  $L(\mathbf{x}, \mathbf{u})$  denote a 4D high angular resolution light field, where  $\mathbf{x} = (x, y)$  is the spatial coordinate and  $\mathbf{u} = (u, v)$  is the angular coordinate, and  $L(\mathbf{x}, \mathbf{u}')$  be a small set of views belonging to  $L$ , where  $\mathbf{u}'$  is the angular position sampled at the  $(u, v)$  grid. Our objective is to super-resolve  $L(\mathbf{x}, \mathbf{u}')$  in the angular domain to construct a high angular resolution light field denoted as  $\hat{L}(\mathbf{x}, \mathbf{u}')$ , which is as close as to  $L(\mathbf{x}, \mathbf{u})$ . This problem can be formulated as:

$$\hat{L}(\mathbf{x}, \mathbf{u}) = f(L(\mathbf{x}, \mathbf{u}')), \quad (1)$$

where  $f$  is the function representing the angular super-resolution process to be learned.

To reconstruct a high angular resolution light field from sparse views, the intensities of unsampled light rays are required to be predicted. A naive method is straightforwardly

applying deep CNNs to regress the values. It relies on the powerful representation ability of deep CNNs to learn the light field image statistics from a large variety of data. However, when the baseline of the input views increases, the ghosting and blurry effects are severe because local convolutions always have trouble in modeling long-distance relations.

*Remark:* One unique characteristic of the light field is the intrinsic geometry information, i.e., the geometry relation among the involved views (or the light field parallax structure), and likewise the geometry of captured scenes/objects. It is expected that the performance of angular super-resolution will be enhanced by fully exploring such valuable geometry information.

To this end, our proposed method consists of three modules, i.e., depth estimation  $f_d$ , warping  $f_w$  and light field blending  $f_b$ . Specifically, we first estimate a depth map for each view in the light field, which indicates the correlations between the known light rays to unknown ones. Based on the 4D ray depth, novel views can be initially generated by warping the input views, giving a set of warped light fields. The warped images inevitably have distortions due to depth estimation errors, non-Lambertian regions, and occlusions. Different from commonly used blending method, which combines the images warped from different views to individually produce a novel view, we propose a light field blending strategy, which explores the angular relations among the warped light fields to preserve the geometry structure of the reconstructed light field.

**Depth estimation.** In this module, a 4D ray depth, denoted as  $D(\mathbf{x}, \mathbf{u})$ , is estimated from the input views:

$$D(\mathbf{x}, \mathbf{u}) = f_d(L(\mathbf{x}, \mathbf{u}')). \quad (2)$$

The estimation of the 4D depth map from sparse views is based on the regular structure of a light field, called light field parallax structure, which can be formulated as:

$$L(\mathbf{x}, \mathbf{u}) = L(\mathbf{x} + d\Delta\mathbf{x}, \mathbf{u} + \Delta\mathbf{u}), \quad (3)$$

where  $d$  is the depth for point  $L(\mathbf{x}, \mathbf{u})$ . Based on this property, we believe a sequential of convolutional layers is able to learn the 4D depth map. Note that we do not use the ground-truth depth maps as supervision, and the depth estimation is completely induced by the following warping module.

The architecture of the depth estimation module is depicted in Fig. 2. The network consists of nine layers of convolution, each followed by a ReLU activation layer except the last one. To find the correspondences between input views with large disparities for depth estimation, the network is required to have sufficient receptive field. Therefore, We use  $7 \times 7$  kernels with a dilation rate of 2 for the first two layers. Then the kernel size is decreased to  $5 \times 5$  and  $3 \times 3$  in the rest layers. Such a setting provides a receptive field of 43, which is sufficient for input views with a disparity range of  $[-21.5, 21.5]$ .

**Warping.** Based on the estimated depth maps, novel views can be synthesized by warping the input views. The warping can be formulated as:

$$\begin{aligned} W(\mathbf{x}, \mathbf{u}, \mathbf{u}') &= f_w(L(\mathbf{x}, \mathbf{u}'), D(\mathbf{x}, \mathbf{u})) \\ &= L(\mathbf{x} + D(\mathbf{x}, \mathbf{u})(\mathbf{u} - \mathbf{u}'), \mathbf{u}'), \end{aligned} \quad (4)$$

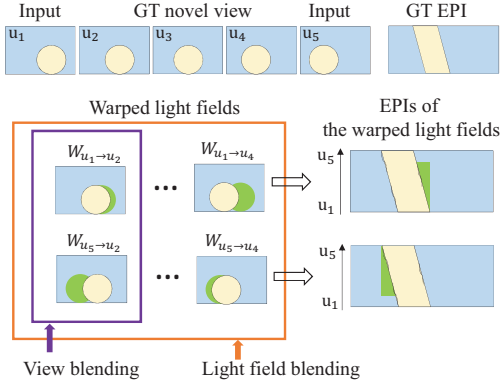


Figure 3: Illustration of two different blending strategies: view blending vs. light field blending. In this example,  $\mathbf{u}_1, \dots, \mathbf{u}_5$  denote 5 views of the ground truth light field. Suppose we need to reconstruct views  $\mathbf{u}_2, \dots, \mathbf{u}_4$  from input views  $\mathbf{u}_1$  and  $\mathbf{u}_5$  by blending the warped images.  $W_{\mathbf{u}_i \rightarrow \mathbf{u}_j}$  stands for the resulting image by warping  $\mathbf{u}_i$  to the location of  $\mathbf{u}_j$ . Green regions are the occluded regions and always have errors after warping. The distortion of the edges in the EPIs of the warped light fields is caused by inaccurate depth estimation. To synthesize  $\mathbf{u}_k$  ( $k = 2, 3, 4$ ), *view blending* only blends  $W_{\mathbf{u}_1 \rightarrow \mathbf{u}_k}$  and  $W_{\mathbf{u}_5 \rightarrow \mathbf{u}_k}$ . In contrast, our proposed *light field blending* employs all 6 warped images from the 2 input views to the other 3 views, which is able to take advantage of the spatial-angular relations between *warped light fields* to recover the geometry structure in the EPIs.

where  $W(\mathbf{x}, \mathbf{u}, \mathbf{u}')$  denotes a novel view at angular position  $\mathbf{u}$  produced by warping an input view at  $\mathbf{u}'$ .

The reconstruction errors of the warped light fields are minimized to provide proper instruction for the depth estimation network as the ground truth depth maps are not available in practice. Moreover, the smoothness of each depth map is encouraged by penalizing the spatial gradient. Finally, the training loss for depth estimation module is formulated as:

$$\ell_d = \sum_{\mathbf{x}, \mathbf{u}} \left( \sum_{\mathbf{u}'} |L(\mathbf{x}, \mathbf{u}) - W(\mathbf{x}, \mathbf{u}, \mathbf{u}')| + \nabla_{\mathbf{x}} D(\mathbf{x}, \mathbf{u}) \right). \quad (5)$$

**Light field blending.** The light fields initially warped from input views inevitably contain distortions due to two reasons. First, the depth estimation module is not able to predict the ray depth accurately, especially on challenging areas such as textureless regions and repeat patterns. This problem is difficult to solve especially without the ground truth depth maps as supervision. Second, even with ground truth depth maps, the warping operator will introduce errors in occluded regions as no source pixels can be found in the input views (Wang et al. 2018a). As a result, the linear geometry structures in EPIs of the warped light fields could be distorted, and errors could appear in the occluded regions, as shown in Fig. 3.

Existing methods produce the final reconstruction by

blending the images warped from different input views using sequential 2D spatial convolutional layers (Kalantari, Wang, and Ramamoorthi 2016). In this paper, we call this strategy as *view blending*. View blending is not suitable for light field reconstruction here, as the linear geometry structures of the EPIs are not taken into consideration. To this end, we propose a novel blending strategy, called *light field blending*. The core idea is exploring the angular relations between warped views to recover the geometry structure of the EPIs. Fig. 3 is a toy example to show the difference between view blending and light field blending. We use 3D light field for simplification, which can be easily extended to 4D light field.

The light field blending is implemented using a deep CNN. The network architecture is depicted in Fig. 2. Suppose the size of the high angular resolution light field and the input sparse light field are  $(H \times W \times M \times N)$  and  $(H \times W \times M' \times N')$ , respectively, then the warped light fields  $W$  has a size of  $(H \times W \times MN \times M'N')$ . We first extract 64 feature maps from the  $M'N'$  warped images for each novel view individually. Next, to explore the relations between views of a light field, we adapt the interleaved spatial-angular convolutions (Niklaus, Mai, and Liu 2017; Yeung et al. 2019; 2018). That is, sequential 2D convolutional layers are alternatively applied on the spatial and angular dimension, which enables to fully explore the directional relations between spatial patches while needs fewer computational resources compared with 4D convolutions. To increase the receptive field in spatial dimension, dilation is used in the spatial convolution. Following this spatial-angular feature extraction, three layers of 3D strided convolution are used to reconstruct the residual map. Finally, a light field image is reconstructed as:

$$\widehat{L}(\mathbf{x}, \mathbf{u}) = W(\mathbf{x}, \mathbf{u}, \mathbf{u}'_1) + f_b(W(\mathbf{x}, \mathbf{u}, \mathbf{u}')), \quad (6)$$

where  $W(\mathbf{x}, \mathbf{u}, \mathbf{u}'_1)$  is the light field warped from the first one of the input views.

The light field blending network is supervised by minimizing the reconstruction error of the predicted light field  $\widehat{L}$ :

$$\ell_b = \sum_{\mathbf{x}, \mathbf{u}} |L(\mathbf{x}, \mathbf{u}) - \widehat{L}(\mathbf{x}, \mathbf{u})|. \quad (7)$$

**EPI gradient loss.** To further preserve the valuable light field parallax structure, i.e. promote the geometry consistency between the reconstructed novel views, we propose a novel loss function based on the gradient of EPIs.

An EPI is a 2D slice of the 4D light field, which can be constructed by fixing one dimension of the spatial and angular domain, respectively. The horizontal and vertical EPI can be represented as  $E_{y^*, v^*}(x, u) = L(x, y^*, u, v^*)$  and  $E_{x^*, u^*}(y, v) = L(x^*, y, u^*, v)$ , respectively. Due to the regular and symmetric distribution of views in a light field, an EPI is composed of linear geometry structures, and the slope of the lines indicate the depth of corresponding scene points. Therefore, EPIs of the reconstructed light field provide straightforward evaluation for the light field structure.

Our proposed EPI gradient loss is defined as the  $\ell_1$  distance between the gradient of EPIs constructed from the pre-

Table 1: Quantitative comparisons (PSNR/SSIM) of different methods over *HCI* dataset.

Light field	Disparity range	Wu et al. (2017)	Wu et al. (2019)	Yeung et al. (2018)	Kalantari et al. (2016)	Ours
<i>bedroom</i>	$[-1.7, 2.2]$	30.06/0.809	39.15/0.961	38.22/0.957	38.77/0.959	<b>41.98/0.975</b>
<i>bicycle</i>	$[-1.7, 1.7]$	26.17/0.762	30.84/0.924	32.92/0.945	32.37/0.935	<b>34.03/0.954</b>
<i>herbs</i>	$[-3.1, 1.8]$	26.86/0.694	30.80/0.831	31.05/0.836	31.70/0.847	<b>32.76/0.882</b>
<i>dishes</i>	$[-3.1, 3.5]$	23.46/0.710	26.59/0.876	27.00/0.863	28.56/0.893	<b>29.63/0.938</b>
Avg. over 4 light fields		26.64/0.744	31.84/0.898	32.30/0.900	32.85/0.909	<b>34.60/0.937</b>

Table 2: Quantitative comparisons (PSNR/SSIM) of different methods over *HCI old* dataset.

Light field	Disparity range	Wu et al. (2017)	Wu et al. (2019)	Yeung et al. (2018)	Kalantari et al. (2016)	Ours
<i>buddha</i>	$[-0.85, 1.54]$	32.86/0.916	42.91/0.986	44.03/0.988	42.47/0.985	<b>45.65/0.991</b>
<i>buddha2</i>	$[-0.70, 1.20]$	32.63/0.902	38.03/0.966	40.61/0.973	39.51/0.969	<b>41.48/0.975</b>
<i>stillLife</i>	$[-2.71, 2.56]$	21.64/0.550	24.63/0.792	24.14/0.771	24.78/0.797	<b>25.67/0.854</b>
<i>papillon</i>	$[-1.17, 0.89]$	34.55/0.936	41.42/0.981	44.73/0.986	43.04/0.983	<b>45.51/0.987</b>
<i>monasroom</i>	$[-0.79, 0.72]$	35.45/0.946	41.06/0.983	44.92/0.989	43.09/0.985	<b>45.88/0.990</b>
Avg. over 5 light fields		31.43/0.850	37.61/0.942	39.69/0.941	38.58/0.944	<b>40.84/0.960</b>

Table 3: Quantitative comparisons (PSNR/SSIM) of different methods over *Inria DLF* dataset. 4 light fields were selected to show **individual results**.

Light field	Disparity range	Wu et al. (2017)	Wu et al. (2019)	Yeung et al. (2018)	Kalantari et al. (2016)	Ours
<i>Black&amp;white</i>	$[-1.62, 0.10]$	21.77/0.600	33.73/0.969	29.31/0.923	30.62/0.925	<b>34.69/0.974</b>
<i>Furniture</i>	$[-2.06, 1.92]$	28.35/0.852	36.62/0.949	38.36/0.948	36.73/0.935	<b>40.62/0.962</b>
<i>Three pillows</i>	$[-2.33, 1.98]$	21.15/0.534	24.48/0.809	24.50/0.755	24.64/0.807	<b>25.88/0.917</b>
<i>White roses</i>	$[-1.52, 3.38]$	25.25/0.719	35.60/0.962	36.27/0.960	36.28/0.960	<b>40.59/0.981</b>
Avg. over 39 light fields		25.05/0.740	32.35/0.911	31.65/0.892	32.53/0.899	<b>34.83/0.933</b>

dicted and the ground truth light field:

$$\begin{aligned}
 \ell_e = & \sum_{y,v} \left( \left| \nabla_x E_{y,v}(x,u) - \nabla_x \hat{E}_{y,v}(x,u) \right| \right. \\
 & \left. + \left| \nabla_u E_{y,v}(x,u) - \nabla_u \hat{E}_{y,v}(x,u) \right| \right) \\
 & + \sum_{x,u} \left( \left| \nabla_y E_{x,u}(y,v) - \nabla_y \hat{E}_{x,u}(y,v) \right| \right. \\
 & \left. + \left| \nabla_v E_{x,u}(y,v) - \nabla_v \hat{E}_{x,u}(y,v) \right| \right). \tag{8}
 \end{aligned}$$

**Training details.** The final objective of our whole network is:

$$\min \ell_d + \ell_b + \lambda \ell_e, \tag{9}$$

where  $\lambda$  is the weighting for the EPI gradient loss. Our model is trained to predict a light field with  $7 \times 7$  views from four corner views. The dataset used for training consists of 20 scenes from *HCI* dataset (Honauer et al. 2016). All images have the spatial resolution of  $512 \times 512$ , and the disparity range of  $[-4, 4]$ .

During training, each image was randomly and spatially cropped into  $96 \times 96$  patches. To keep the spatial resolution unchanged, padding of zeros was used for all convolutional layers. The model was implemented with PyTorch. We used Adam optimizer (Kingma and Ba 2014) with  $\beta_1 = 0.9$  and  $\beta_2 = 0.999$ . The learning rate was set to  $1e^{-4}$  initially and decreased by a factor of 0.5 every  $5e^3$  epochs. The codes are available at <https://github.com/jingjin25/LFASR-geometry>.

## Experimental Results

We compared with four state-of-the-art learning-based methods primarily developed for light field angular super-resolution, including Wu et al. (2017), Wu et al. (2019), Yeung et al. (2018) and Kalantari et al. (2016). All these models except Wu et al. (2017) with training codes available were re-trained using the same dataset and the suggested training configurations by the authors for fair comparisons.

To evaluate the performance of different methods on inputs with large baselines, 3 datasets containing totally 48 light fields with a disparity range of  $[-4, 4]$  were used, namely, *HCI* (Honauer et al. 2016), *HCI old* (Wanner, Meister, and Goldluecke 2013) and *Inria DLF* (Shi, Jiang, and Guillemot 2019). The disparity range of the test dataset is much larger than that of light fields captured by commercial cameras, which is usually less than 1 pixel. It is worth noting that the baseline range between input corner views of a  $7 \times 7$  light field are 6 times of the disparity range, i.e., in the range of  $[-24, 24]$ .

**Reconstruction evaluation.** We used PSNR and SSIM to quantitatively evaluate all methods, and Tables 1, 2 and 3 list the results. We also presented the disparity range of each light field to investigate its effect on the reconstruction quality. It can be observed that the results of non-depth based method Wu et al. (2017) have very low PSNR (below 30dB) when the disparities of light fields are larger than 1.5 pixel. Although Yeung et al. (2018) is able to achieve quiet good performance when the sampling baseline is relatively small (see the results of *buddha*, *papillon* and *monasroom*

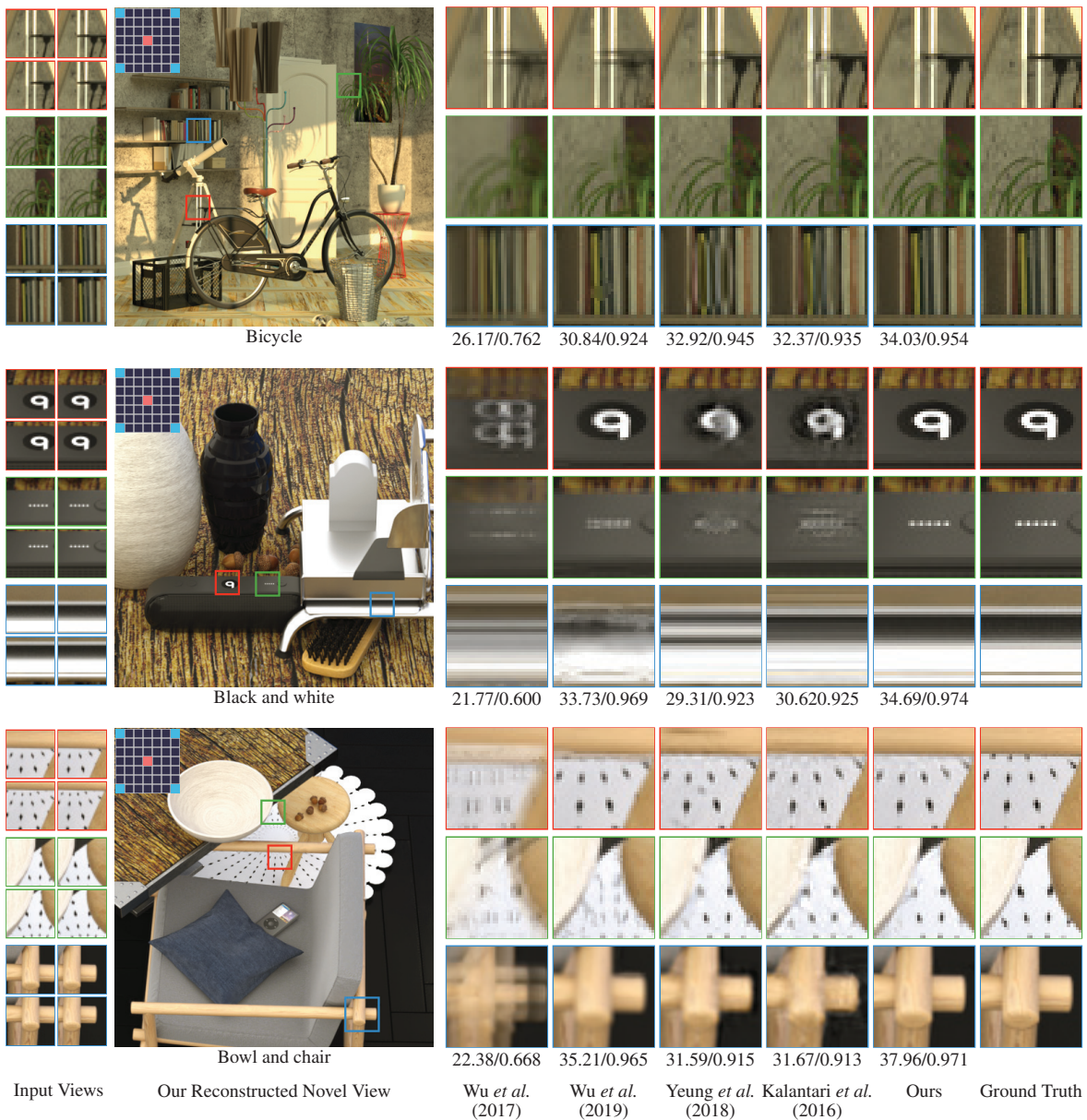


Figure 4: Visual comparisons of different methods on the reconstructed center view from four corner input views.

Table 4: Comparisons of running time (in second) of different methods.

Algorithms	Wu et al. (2017)	Wu et al. (2019)	Yeung et al. (2018)	Kalantari et al. (2016)	Ours
running time	257.70	101.70	0.48	168.86	3.49

in Table. 2 ), the PSNR and SSIM of their results decrease greatly on light fields with a wider disparity range (see the results of *stillLife* in Table 2 and *dishes* in Table 1). However, even under the help of depth information, Wu et al. (2019) and Kalantari et al. (2016) only achieve performance comparable to Yeung et al. (2018), which indicates that the depth information is not fully utilized in these methods. In contrast, the predictions of our method always have the high-

est quality, i.e., our method improves the PSNR around 1dB in small baseline sampling (disparities are smaller than 1.5 pixel) and more than 2dB in large baseline sampling (disparities are larger than 1.5 pixel), which demonstrates the great advantages of our method.

We also provided visual comparisons of different methods, as shown in Fig. 4. It can be seen that the predictions of Wu et al. (2017) have severe ghosting caused by the large




Figure 5: We qualitatively evaluated the effectiveness of our depth estimation and light field blending modules. The estimated depth map, and the zoomed-in images before and after the light field blending module are presented.

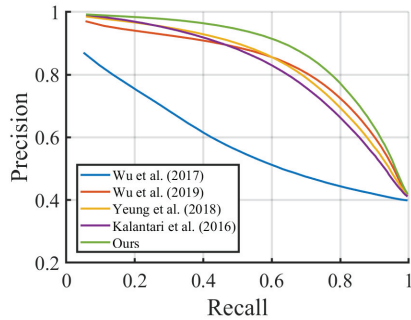


Figure 6: Comparisons of the parallax content PR curves for different methods. The PR curves are computed by averaging over all testing light field images.

disparity of objects, while different levels of artifacts appear around occlusion boundaries in the results of other compared methods. In contrast, our method produces high quality images which are closer to the ground truth ones.

To further evaluate the preservation of the light field parallax structure quantitatively, we compared the light field parallax edge precision-recall (PR) curves (Chen, Hou, and Chau 2018) of the angularly super-resolved light fields, and Fig. 6 shows the results. It can be seen that the PR curve of our method is closer to the top-right corner compared with others, which shows that the light field structure is well maintained in the predictions of our method.

**Efficiency evaluation.** Our method takes 3.49 seconds to reconstruct a  $7 \times 7$  light field with spatial resolution of  $512 \times 512$  from  $2 \times 2$  views. Specifically, it takes 0.39 seconds to initially synthesize all novel views and 3.50 seconds for light field blending. Table 4 shows the comparisons of the running time for different methods to angularly super-resolve a light field. It can be seen that our method is significantly faster than other methods except Yeung et al. (2018). However, consider the compromise of Yeung et al. (2018) on the performance, our method is superior. All methods were evaluated on a Intel 3.70 GHz desktop with 32 GB RAM and a GeForce RTX 2080 Ti GPU.

**Ablation study.** In Fig. 5, we demonstrated the effectiveness of three modules involved in our method. The estimated depth map for the center view, the warped images and the fi-

Table 5: Quantitative comparisons (PSNR/SSIM) of view blending and light field blending.

	HCI	HCI old	Inria DLFD
View blending	32.69/0.920	39.25/0.954	33.17/0.920
Light field blending	34.29/0.933	40.70/0.958	34.56/0.929

nal reconstructed images after blending are presented. It can be observed that our depth estimation module performs good on most areas, but produce rough boundaries for some objects. Consequently, the warped images maintain sharp texture on plain areas, but have obvious distortions around occlusion boundaries. Moreover, various artifacts appearing in the images warped from different input views are corrected in the blended images, which demonstrates the effectiveness of our light field blending module.

We also quantitatively compared the reconstruction quality of light field blending and view blending. For fair comparisons, we built two networks using different blending strategies and the same depth estimation module, and trained them without the EPI gradient loss. The results are listed in Table 5, which demonstrates the advantage of our proposed light field blending.

## Conclusion

We have presented a learning-based method for light field angular super-resolution. More precisely, we focused on the reconstruction of a high angular resolution light field from a small set of input views with a large baseline. By explicitly modeling the scene geometry for novel view synthesis and efficiently exploring the angular relations for light field blending, our method outperforms the state-of-the-art ones on the task of super-resolving light fields of angular resolution  $2 \times 2$  to those of angular resolution  $7 \times 7$  over various datasets with a disparity range of  $[-4, 4]$ , i.e., our method improves the PSNR of the second best method up to 2 dB in average, while saves the execution time  $48\times$ . In addition, our method preserves the light field parallax structure better.

## References

Babacan, S. D.; Ansorge, R.; Luessi, M.; Mataran, P. R.; Molina, R.; and Katsaggelos, A. K. 2012. Compressive light field sensing. *IEEE Transactions on Image Processing* 21(12):4746–4757.

- Chen, J.; Hou, J.; and Chau, L.-P. 2018. Light field denoising via anisotropic parallax analysis in a cnn framework. *IEEE Signal Processing Letters* 25(9):1403–1407.
- Dong, C.; Loy, C. C.; He, K.; and Tang, X. 2014. Learning a deep convolutional network for image super-resolution. In *European Conference on Computer Vision (ECCV)*, 184–199.
- Gupta, M.; Jauhari, A.; Kulkarni, K.; Jayasuriya, S.; Molnar, A.; and Turaga, P. 2017. Compressive light field reconstructions using deep learning. In *IEEE Conference on Computer Vision and Pattern Recognition Workshops (CVPRW)*, 1277–1286.
- Honauer, K.; Johannsen, O.; Kondermann, D.; and Goldluecke, B. 2016. A dataset and evaluation methodology for depth estimation on 4d light fields. In *Asian Conference on Computer Vision (ACCV)*, 19–34.
- Jeon, H.-G.; Park, J.; Choe, G.; Park, J.; Bok, Y.; Tai, Y.-W.; and So Kweon, I. 2015. Accurate depth map estimation from a lenslet light field camera. In *IEEE Conference on Computer Vision and Pattern Recognition (CVPR)*, 1547–1555.
- Kalantari, N. K.; Wang, T.-C.; and Ramamoorthi, R. 2016. Learning-based view synthesis for light field cameras. *ACM Transactions on Graphics* 35(6):193:1–193:10.
- Kamal, M. H.; Heshmat, B.; Raskar, R.; Vanderghaynst, P.; and Wetzstein, G. 2016. Tensor low-rank and sparse light field photography. *Computer Vision Image Understanding* 145(C):172–181.
- Kingma, D. P., and Ba, J. 2014. Adam: A method for stochastic optimization. *arXiv preprint arXiv:1412.6980*.
- Krizhevsky, A.; Sutskever, I.; and Hinton, G. E. 2012. Imagenet classification with deep convolutional neural networks. In *Advances in neural information processing systems (NeurIPS)*, 1097–1105.
- Levin, A.; Freeman, W. T.; and Durand, F. 2008. Understanding camera trade-offs through a bayesian analysis of light field projections. In *European Conference on Computer Vision (ECCV)*, 88–101.
- Lytro. 2016. <https://www.lytro.com/>. [Online].
- Marwah, K.; Wetzstein, G.; Bando, Y.; and Raskar, R. 2013. Compressive light field photography using overcomplete dictionaries and optimized projections. *ACM Transactions on Graphics* 32(4):46:1–46:12.
- Mildenhall, B.; Srinivasan, P. P.; Ortiz-Cayon, R.; Kalantari, N. K.; Ramamoorthi, R.; Ng, R.; and Kar, A. 2019. Local light field fusion: Practical view synthesis with prescriptive sampling guidelines. *ACM Transactions on Graphics* 38(4):29:1–29:14.
- Mitra, K., and Veeraraghavan, A. 2012. Light field denoising, light field superresolution and stereo camera based refocussing using a gmm light field patch prior. In *IEEE Conference on Computer Vision and Pattern Recognition Workshops (CVPRW)*, 22–28.
- Niklaus, S.; Mai, L.; and Liu, F. 2017. Video frame interpolation via adaptive separable convolution. In *IEEE International Conference on Computer Vision (ICCV)*, 261–270.
- Raytrix. 2016. <https://www.raytrix.de/>. [Online].
- Shi, L.; Hassanieh, H.; Davis, A.; Katabi, D.; and Durand, F. 2014. Light field reconstruction using sparsity in the continuous fourier domain. *ACM Transactions on Graphics* 34(1):12:1–12:13.
- Shi, J.; Jiang, X.; and Guillemot, C. 2019. A framework for learning depth from a flexible subset of dense and sparse light field views. *IEEE Transactions on Image Processing* 1–15.
- Vagharshakyan, S.; Bregovic, R.; and Gotchev, A. 2018. Light field reconstruction using shearlet transform. *IEEE Transactions on Pattern Analysis and Machine Intelligence* 40(1):133–147.
- Vaish, V., and Adams, A. 2008. The (New) Stanford Light Field Archive. <http://lightfield.stanford.edu/acq.html>. [Online].
- Wang, Y.; Yang, Y.; Yang, Z.; Zhao, L.; Wang, P.; and Xu, W. 2018a. Occlusion aware unsupervised learning of optical flow. In *IEEE Conference on Computer Vision and Pattern Recognition (CVPR)*, 4884–4893.
- Wang, Y.; Liu, F.; Wang, Z.; Hou, G.; Sun, Z.; and Tan, T. 2018b. End-to-end view synthesis for light field imaging with pseudo 4dcnn. In *European Conference on Computer Vision (ECCV)*, 333–348.
- Wanner, S., and Goldluecke, B. 2014. Variational light field analysis for disparity estimation and super-resolution. *IEEE Transactions on Pattern Analysis and Machine Intelligence* 36(3):606–619.
- Wanner, S.; Meister, S.; and Goldluecke, B. 2013. Datasets and benchmarks for densely sampled 4d light fields. In *VMV*, 225–226.
- Wilburn, B.; Joshi, N.; Vaish, V.; Talvala, E.-V.; Antunez, E.; Barth, A.; Adams, A.; Horowitz, M.; and Levoy, M. 2005. High performance imaging using large camera arrays. *ACM Transaction on Graphics* 24(3):765–776.
- Wu, G.; Zhao, M.; Wang, L.; Dai, Q.; Chai, T.; and Liu, Y. 2017. Light field reconstruction using deep convolutional network on epi. In *IEEE Conference on Computer Vision and Pattern Recognition (CVPR)*, 1638–1646.
- Wu, G.; Liu, Y.; Dai, Q.; and Chai, T. 2019. Learning sheared epi structure for light field reconstruction. *IEEE Transactions on Image Processing* 28(7):3261–3273.
- Yeung, W. F. H.; Hou, J.; Chen, J.; Chung, Y. Y.; and Chen, X. 2018. Fast light field reconstruction with deep coarse-to-fine modeling of spatial-angular clues. In *European Conference on Computer Vision (ECCV)*, 137–152.
- Yeung, H. W. F.; Hou, J.; Chen, X.; Chen, J.; Chen, Z.; and Chung, Y. Y. 2019. Light field spatial super-resolution using deep efficient spatial-angular separable convolution. *IEEE Transactions on Image Processing* 28(5):2319–2330.
- Yoon, Y.; Jeon, H.-G.; Yoo, D.; Lee, J.-Y.; and So Kweon, I. 2015. Learning a deep convolutional network for light-field image super-resolution. In *IEEE International Conference on Computer Vision Workshops (ICCVW)*, 24–32.
- Zhou, T.; Tucker, R.; Flynn, J.; Fyffe, G.; and Snavely, N. 2018. Stereo magnification: Learning view synthesis using multiplane images. *ACM Transactions on Graphics* 37(4):65:1–65:12.